


# The Wizard and Skimmer Weirs



**B - 104P**  
(Not Included  
Order Separately)



## The Wizard B - 104


We started with the popular Lily Pad Skimmer design and made some amazing changes to create a totally new concept in skimmers. One important improvement is that The Wizard has a larger skimming area without increasing the overall size of the product. The result is a skimmer that requires less water suction to operate. Restricting the water intake into the skimmer allows the main drain intake to be increased for the most efficient cycling of the water.

Note: In most applications, the water suction will probably have to be restricted in order for The Wizard to operate properly. After installing The Wizard, simply adjust the skimmer intake to allow just enough water to flow over the edges. Too much suction will cause The Wizard to cover the inlet and completely restrict the skimmer.


The Wizard is equipped with legs to prevent complete coverage of the inlet. These legs can be easily removed, if desired, to allow The Wizard to completely cover the inlet. With the legs removed, The Wizard automatically covers the inlet if the water level drops below the intake level. This prevents air, that can be harmful to the pump, from getting into the system



No.933



No.929



No.932

### SKIMMER WEIRS

Skimmer Weirs allow water to flow into the skimmer, but close down when the pump shuts off preventing the back-flow of debris from returning to the pool.

The String Release style works by simply positioning the weir into place and pulling out the string at each side. The rod springs and locks into place.

### ALL WEIRS ARE 5 1/4 WIDE

No. 933	5 7/8" - Hayward/American Products
923	6"
924	7"
934	7 1/4" - Anthony/Pac Fab
941	7 3/8" - Hayward
935	7 5/8" - Sylvan
936	7 13/16" - Hayward
925	8"
937	8 1/8" - Jacuzzi
938	8 3/8" - Swimquip U3
939	8 1/2" - Swimrite
926	9"
940	9 3/8" - Baker Hydro
927	10"
928	11"
929	12"
930	14"
931	15"
932	16"